



FIG. 561

Female Overhead Anchor Bolt

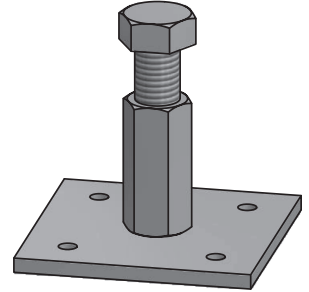
SERVICE: To provide a pre-positioned hanger rod attachment to the underside of concrete slabs on wood forms. Used as a cast-in-place concrete anchor bolt in 3,000 psi minimum compressive strength normal and lightweight, cracked and uncracked concrete loaded by static tensile forces from piping or similar services.

MATERIAL: Carbon Steel meeting ASTM: A36, A307 Gr A and A563 Gr A

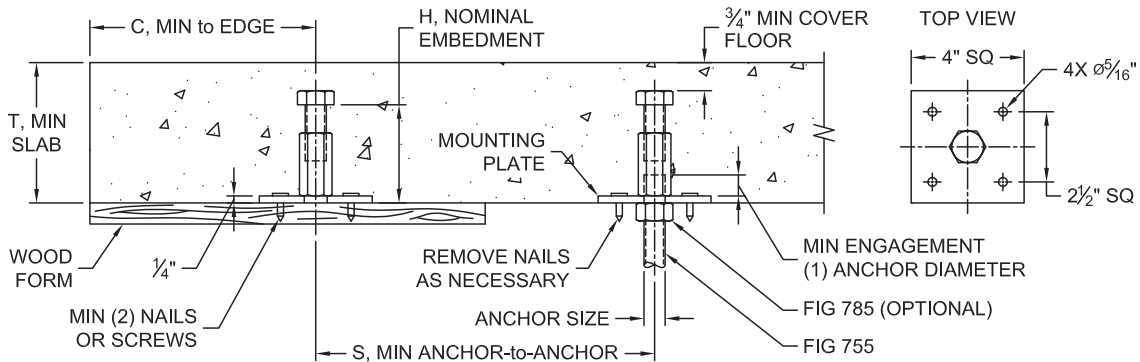
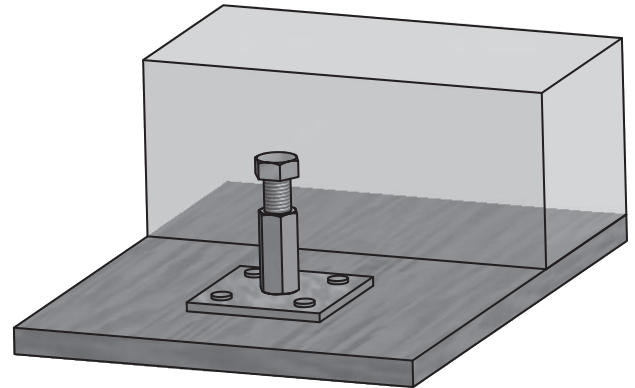
FINISH: Electro-Galvanized meeting ASTM B633

MAX TEMP: 200°F

ORDERING: Specify figure number, anchor size, and finish. (Order hardware separately.)



ANCHOR SIZE	EMBED DEPTH "H"	MIN SLAB "T"	MIN EDGE "C"	MIN SPACING "S"	WEIGHT EACH, LBS.	MAX. REC. LOAD, LBS.
3/8	3	4 1/2	6	12	1.20	730 †
1/2	3	4 1/2	6	12	1.40	1350 †
5/8	3 1/2	5	7	14	1.45	2160 ‡
3/4	3 1/2	5	7	14	1.68	2160 ‡
7/8	4	5 1/2	8	16	2.17	2600 ‡
1	4	6	8	16	2.26	2600 ‡
1 1/4	5	7	10	20	3.69	3600 ‡
1 1/2	6	8 1/2	12	24	5.62	4800 ‡



NOTES:

1. Safety factor of 4.0 against nominal strength calculated in accordance with American Concrete Institute (ACI) 318, Appendix D, 2011. Maximum recommended tensile loads presented above are unfactored. Minimum concrete compressive strength = 3,000 psi. Concrete assumed cracked. † pullout governs, ‡ breakout governs the maximum recommended tensile load. Condition B applies. Edge and spacing effects not included in maximum recommended tensile load development. Follow minimums specified above.
2. Do not load anchor bolt until concrete has fully cured.
3. Use a minimum two nails or screws to secure anchor bolt during concrete pour. Remove nails or screws after forms are removed.
4. Mounting plate is not a structural element.
5. Minimum cover based on conditions not exposed to weather in accordance with ACI 318, Section 7.7.1.(c).